


**SONALIKA JUMBO**  
HYDRAULIC REVERSIBLE MB PLOUGH  
2 BOTTOM & 3 BOTTOM



Robust head stock



Reliable turnover mechanism



Precise adjustment mechanism



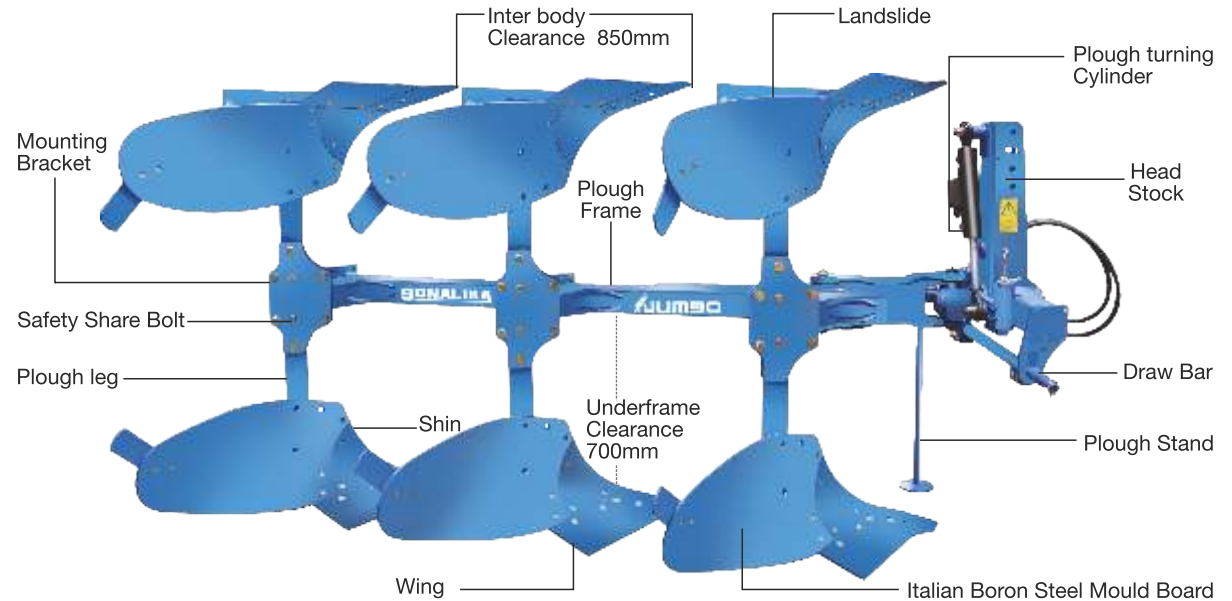
Over load safety

**WORLD'S NO. 1**  
**HEAVY DUTY RANGE**

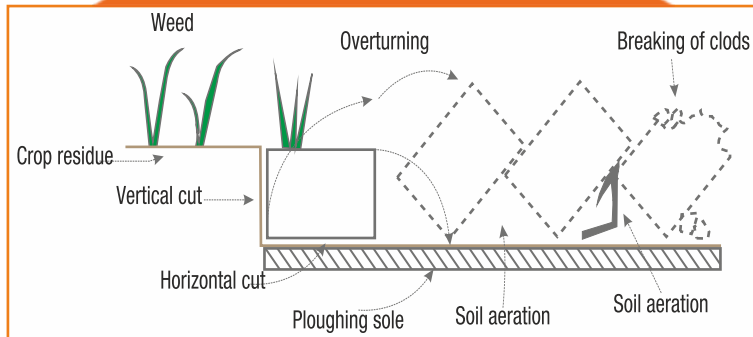
# KNOW YOUR PLOUGH

## WHY CHOOSE JUMBO

- Better soil inversion & soil aeration.
- Reliable hydraulic control helps to switch left & right bottom easily.
- Best suitable to use in rocky & rooted areas.
- Unique profile cut tines works perfectly in all type of soils.
- Less maintenance & enhance productivity.
- Special wear resistant boron steel blades with share point for toughest ploughing job.
- Additional furrow can be easily added and repositioned for extra clearance.



### FUNCTIONALITY OF MB PLOUGH



### TECHNICAL DATA

		Length /Width/ Height (cm)	Under Beam Clearance (mm)	Leg size (mm)	Inter Body Clearance (mm)	Working Depth (inch)		Working Width (cm)	Weight (kg)
<b>Model</b>									
SLRP-2 MB	2MB	192 X 123 X 153	700	80 X 25	850	Hard Soil 10-14 Soft & Medium Soil 10-16	60-75	60 ± 2	440
SLRP-3 MB 2+1 Optional	3MB(2+1)	277 X 136 X 153				Hard Soil 10-14 Soft & Medium Soil 10-16			

\*The Product & Specifications are subject to change / discontinue without any notice on the sole discretion of manufacturer.

**WORLD'S NO. 1**

**HEAVY DUTY RANGE**

**SONALIKA INDUSTRIES**

(A UNIT OF INTERNATIONAL CARS & MOTORS LTD.)

Works & Admin Office: Vill. Chak Gujran, Jalandhar Road, Hoshiarpur -146 022 (Pb.), India

Tel.: +91 9914934522, +91 1882-501320, Email: info@sonalikaindustries.com

Authorised Dealer

R0039095AA